



Alarm system instructions for BGR-G2 Card readers




1 Switch alarm off when it is activated

(Display shows red lock)

1. Hold up card to reader
2. Enter PIN code
3. Select the zone to inactivate if there are more than one. Green arrows light up near keys that have up and down functions.
4. Press  to select "Frånkoppla?"
5. Alarm is deactivated
6. Press  to leave the menu

2 Switch alarm off to buy time (120 min)

(Display shows "waiting for card")

1. Press menu key 
2. Hold up card to reader
3. Enter PIN code
4. Select the zone you wish to buy time for if there are more than one. Green arrows light up near keys that have up and down functions.
5. Press  to select "Frånkoppla?"
6. Alarm is deactivated
7. Press  to leave the menu