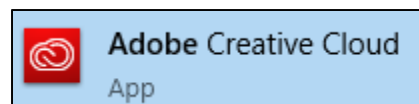


Get started with the new Adobe agreement

SLU has signed a new three year campus agreement with Adobe.

- All SLU users can access Acrobat Pro without cost.
- Adobe's full CCE suite of different design softwares cost 50 SEK per month to rent from the IT department. It is ordered from [support-it](#). The cost will be placed on the cost center specified when ordering.
- NB! We now license individual users, so called Named User licensing.

You need to have the Adobe Creative Cloud desktop application installed on your computer. This is distributed from IT and should be installed. If you miss it, please contact IT-stod.


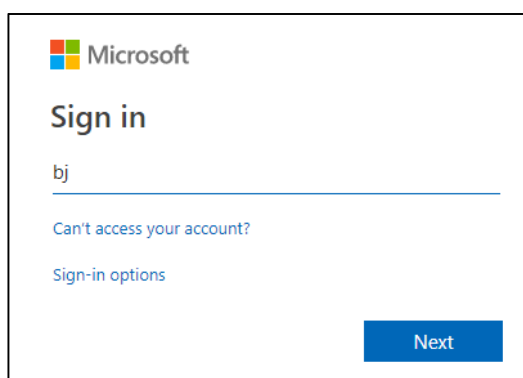
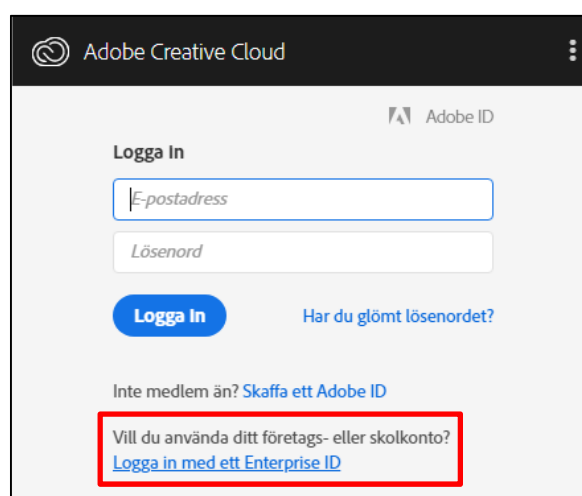


Start the application and login using your Enterprise ID, nothing else.

Your Enterprise ID is your SLU email address and the SLU password .

You will have to enter your email address several times before fully logged in.

Remember, do not enter an Adobe ID even if you had one before.



Pros and cons using Named user licenses

Adobe goes from licensing computers to licensing individual users. This has both advantages and disadvantages.

The user can now install the softwares in two different computers, but has to be logged on using his SLU account in the Adobe Creative Cloud desktop app.

You can install the programs in your private computer.

Adobe Creative Cloud desktop application

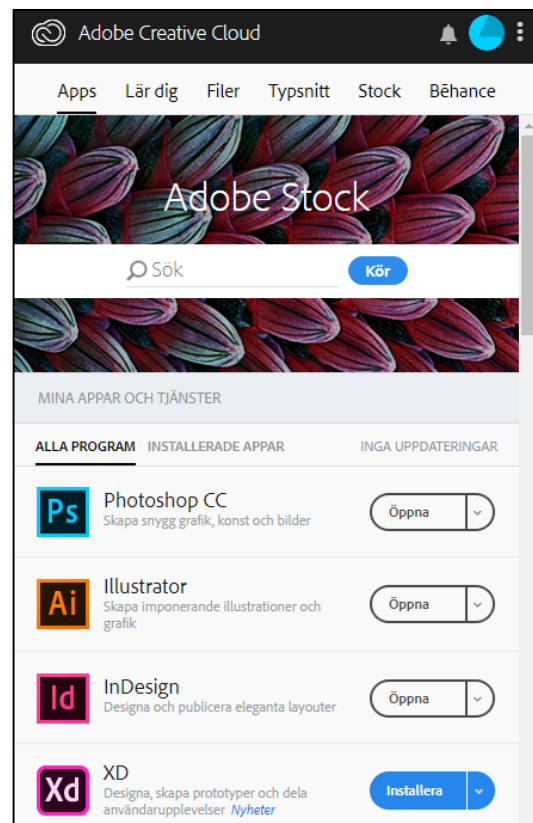
When you have installed the Adobe Creative Cloud desktop app and logged on for the first time you will see this:

This app is a control panel for the different Adobe softwares you can access.

The tab Apps shows you what program you have the rights to install. At least Acrobat Pro or all the softwares in the CCE suite if that is what has been ordered.

This is where you install and update the apps. You also start them from here.

A good advice is to only install the softwares you need, since each app takes up hard drive storage.



If something goes wrong?

Two errors that might occur:

1. You are not allowed to log in using you Enterprise ID (i.e. your SLU email address and password) when trying to do so.
 - This means Adobes system checks SLU:s systems if you are allowed to log in and we have not allowed this for you.
2. The **apps** tab is not visible when you log in and start the Adobe Creative Cloud desktop app. This meaning you cannot use your apps.
 - There is a setting we must help you fix in the computer.

Cancelling the lease?

If you no longer need access to the Adobe suite you should cancel the lease. It is done by sending an email to software@slu.se containing your name, email address and cost center. Cancellation will be done the month after.

Please contact IT-Stöd or your local IT person to solve any problems that might occur.