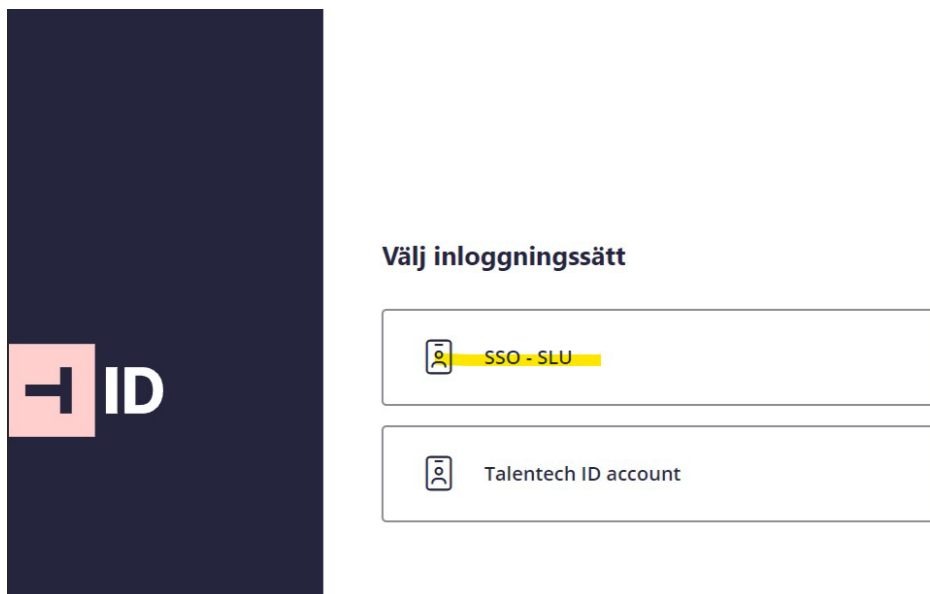


## Changes in ReachMee login

On Wednesday, October 23, a new SSO login for ReachMee was activated for all employees at SLU with an AD account.

All employees at SLU should **ALWAYS** log in with **SSO login**. Log in with the first option SSO-SLU.

**Good to know!** If you cannot log in using this instruction, please email [reachmee@slu.se](mailto:reachmee@slu.se). This may be because you have never logged into ReachMee before and therefore do not have a user account. In that case, we need to create a manual account.



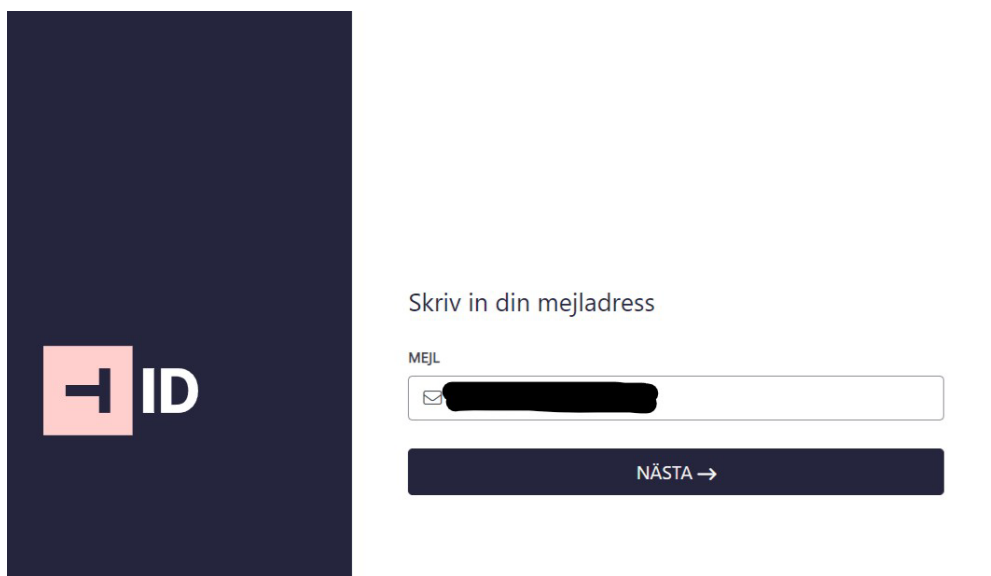
Välj inloggningssätt

SSO - SLU

Talentech ID account

The first time you log in to ReachMee after October 23, you must confirm your email address.

- 1) Log in via this page: <https://internt.slu.se/verktyg/reachmee/>
- 2) Enter your email address and click next.



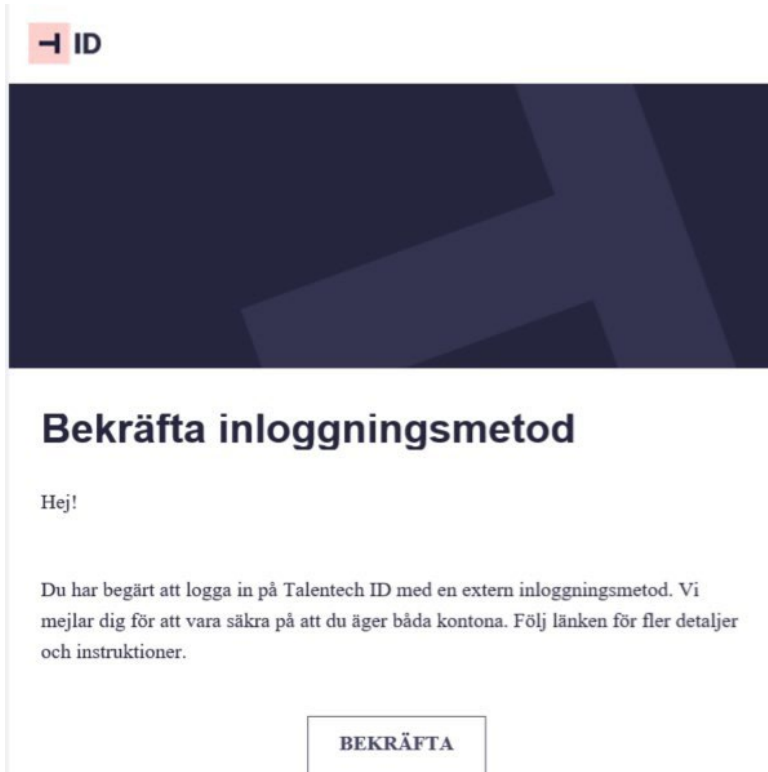
Skriv in din mejladress

MEJL

✉ [REDACTED]

NÄSTA →

- 3) An email will be sent to the SLU email with the sender: no-reply@talentech.email. Talentech owns ReachMee, so it is okay to proceed and click on the link.
- 4) Click confirm.



You are now logged into ReachMee!

Contact [reachmee@slu.se](mailto:reachmee@slu.se) for questions.